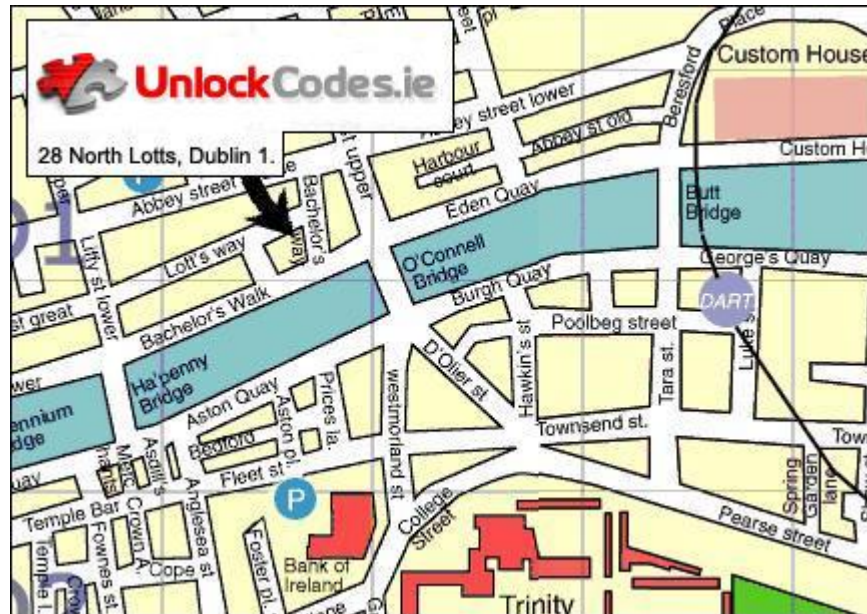


Address: GSM Solutions Ltd T/A UnlockCodes.ie, 28 North Lotts, Dublin 1, Ireland.

Helpline: 01 8728722 International: 0035318728722

Email: support[AT]unlockcodes[DOT]ie

Customer Support Forum: www.DubPhones.com




[HOW TO ENTER PHONE UNLOCK CODES](#)

How to enter my Unlock Code on Alcatel?

Model: Method Generic

- 1 - Switch ON your phone without SIM Card,
- 2 - Then compose : *#0000*CODE#,
- 3 - To finish compose : *#0001*CODE#.

Model: 531 & 535

- 1 - Switch ON your phone without SIM Card,
- 2 - Press * and without release compose  787292,
- 3 - A new menu "Unlock Network" will appear, then select "YES",
- 4 - Enter the Code we send to you.

Model: All other Alcatel

- 1 - Switch on your phone with a not allowed SIM Card,
- 2 - When the message "Enter Network Key" appear enter the Code we send to you

How to enter my Unlock Code on BENQ?

Model: All BenQ

- 1 - Switch ON your phone with a not allowed SIM Card,
- 2 - Enter the Unlock Code we send to you.

How to enter my Unlock Code on BlackBerry?

Model: All BlackBerry

- 1 - Using the menu go to Settings Menu -> SIM card press select.
- 2 - While holding the SHIFT key, type mepd
- 3 - You should now see the five locking categories listed.
- 4 - While holding the SHIFT KEY, type mep2.
- 5 - Release the shift key.
- 6 - You are now prompted to enter the Network MEP code (it will also state how many attempts left)
- 7 - Enter the code
- 8 - Enter Return/Enter
- 9 - The device should then be unlocked

Model: BlackBerry 8100 Pearl

- 1 - Go to Options Menu => Advanced Options
- 2 - In the SIM Card menu, hold down the shift (right of the zero, cap) press meppd
- 3 - You'll see the unlocking level screen there you hold the ALT key (left side below @) type mepp2
- 4 - Enter the unlock code.

Model: BlackBerry 8700

Go to the Menu -> Options -> Advanced Options -> SIM card press select, while holding the Shift key (bottom right corner CAPS), type mepd. You should now see the five locking categories listed, while holding the alt key, type mep2. Release the alt key. You are now prompted to enter the Network MEP code. Enter the code, enter Return/Enter, the device should then be unlocked.

Model: BlackBerry 8800

- 1 - Go to settings menu => and then Options
- 2 - Select Advanced options => and then SIM card
- 3 - Type MEPD using your Blackberry keyboard (NOTE: You will not see any text appear on the screen while typing MEPD)
- 4 - Hold the ALT Key while typing in MEPE on your Blackberry keyboard (NOTE: You will not see any text appear on the screen while typing MEPD)
- 5 - You should be presented with a prompt "Enter Network MEP Code". Type in the 16 digit unlock code received from UnlockBase.com and press in the track wheel / jog dial to confirm
- 6 - Your phone is now unlocked

How to enter my Unlock Code on Bosch?

Model: All Bosch

- 1 - Switch on your phone with a not allowed SIM Card,
- 2 - When the message "Enter Network Key" appears enter the Code we send to you.

How to enter my Unlock Code on Ericsson?

Model: All Ericsson

- 1 - Switch ON your phone without SIM Card,
- 2 - Press 1 time the left arrow,
- 3 - Press 2 times the button * ,

- 4 - Press 1 time the left arrow,
- 5 - The message "Personalize with MNC2" will appear,
- 6 - You can now enter the Unlock Code we send to you.

How to enter my Unlock Code on Handspring?

Model: Treo 180 & 270

- 1 - Switch ON your phone without SIM Card,
- 2 - Compose : `*##CODE#`

Model: Treo 600

- 1 - Switch ON your phone with Allowed SIM Card,
- 2 - Go to Menu and select "Phone Tool" or "Phone Application"
- 3 - Type on Virtual Keyboard `*##CODE#`
- 4 - Select with PEN "Number" and phone will show that's unlocked now !

Or

- 1 - Switch ON your phone with a not Allowed SIM Card,
- 2 - Enter the Unlock Code we send to you.

How to enter my Unlock Code on HP iPAQ?

1. On the Today screen, tap Start > Settings.
2. Tap the Phone Band icon.
3. Tap Shift + Ctl key to enable the keys.
4. Tap the area below the band selection box to open the unlock tool.
5. Tap Shift + Ctl to disable the keys.
6. Enter the 8-digit unlock code and tap OK when done.
7. Wait for the device to validate the unlock code (about five seconds).

If your HP iPAQ does not accept the unlock codes please follow the instructions below:

Please follow these steps:

1. Insert SIM card
2. Hard reset the iPAQ by holding down the power button and pushing the soft-reset button until the device restarts.
3. Go through the setup procedure with calibration and get to the default home screen
4. Verify that there are service bars showing in the top of the screen and the green/orange phone light on the top right is blinking green
5. Wait 60 seconds after verifying everything is ok
6. Enter the unlock code, it should be accepted by the second time

If these steps do not work, please insert a different SIM card and start at step 2.

How to enter my Unlock Code on Kenwood?

Model: All Kenwood

- 1 - Switch ON your phone with a not Accepted SIM Card,
- 2 - Enter the Unlock Code we send to you.

How to enter my Unlock Code on LG?

Model: LG U8150

- 1 - Switch ON your phone with a NOT Allowed SIM Card,
- 2 - Compose : 2, 7, 7, 6, 3, 4, #, *, *, #,
- 3 - Go to menu "SIM Lock",
- 4 - Enter the Unlock Code we send to you.

Model: CU500

1. Insert a non-accepted SIM card into your LG CU 500 and power on your phone
2. When you get the invalid SIM-card message/prompt, enter 159753## on your phones keypad
3. On the next screen enter the unlock code provided than press OK.

Model: LG KU990 Viewty

1. Insert original SIM card and turn phone on.
2. Press telephone icon at bottom of screen to bring up the phone keypad
3. Enter 2945##990#
4. A menu will pop up, select SIM unlock
5. Enter your unlock code and press ok
6. The phone will then reboot and the unlocking is complete.

Unlock Instruction for LG TU720 CU 720 AND ALL Shine SERIES

- 1) Power ON your phone with an accepted SIM card
- 2) Type *#865625#UNLOCK CODE
- 3) Press OK
- 4) Device is now unlocked

Model: LG CU400

- 1 - Insert SIM Card from a unsupported network provider,
- 2 - Power on the handset,
- 3 - Phone will display "Invalid Smart Chip"
- 4 - In Idle screen, enter : 159753##
- 5 - Phone will display "Enter NCK, Remaining 5"
- 6 - Enter the 8 digit SIM Unlock code
- 7 - Select "OK"
- 8 - The handset is now successfully unlocked

Model: LG U8150

- 1 - Switch ON your phone with a NOT Allowed SIM Card,
- 2 - Compose : 2, 7, 7, 6, 3, 4, #, *, *, #,
- 3 - Go to menu "SIM Lock",
- 4 - Enter the Unlock Code we send to you.

Model: LG U400

1. Insert the network SIM in the handset which has given u the LG U400.
2. Enter 2945##88110#.
3. The phone will then prompt 'Unlock SIM'. Press OK.
4. The phone will then prompt 'Network Unlock'. Press OK.
5. The phone will then prompt- 'Input Network Control Key'.

Enter the 8 digit unlocking code. Press OK. If the unlocking code comes with only 7 digits, add a 0 in front of the 7 digit code. If the unlocking code comes with only 6 digits, add 00 in front of the 6 digit code.

6. It should give you the message Success.
7. Come back to the main screen and enter 2945##88110#.
8. The phone will then prompt unlock SIM Press OK.
9. The phone will then prompt Network Unlock/ Lock but if you scroll down you will see a message Enter SP Lock. Enter SP Code.
10. Then press OK

Model: All other model

- 1 - Switch ON your phone with an Allowed SIM Card,
- 2 - Then compose :

2945##*5101# - (if you have a LG 510w)
1945##*5101# - (if you have a LG 1200 & B1200)
2945##*5221# - (if you have a LG 5200 & 52200)
2945##*5301# - (if you have a LG 5300)
2945##*5401# - (if you have a LG 5400)
2945##*70001# - (if you have a LG 7020)
2945##*7101# - (if you have a LG 7100)
2945##*1201# or 2945##*70001# - (if you have a LG 1100)
2945##*70001# - (if you have a LG7250T)
2945##*2201# - (if you have a LG C2200)
2945##*5301# - (if you have a LG T5100)
2945##*3311# - (if you have a LG C3310)

- 3 - Go to "Menu" and then to "Settings",
- 4 - Then select "Security",
- 5 - To finish select "Network Provider" and select "Deactivate"
- 6 - Enter the Unlock Code we send to you.

Model: To Classify

For the next models u must to insert the original SIM:

LG C3100 press 2945##*3101#
LG C3380 press 2945##*7101#
LG F2300 press 2945##*7101#
LG KE260 press 2945##*2601#
LG KE970 press 2945##*9701#
LG KG120 press 2945##*1201#
LG KG220 press 2945##*1201#
LG KG240 press 2945##*3311#
LG KG280 press 2945##*7101#
LG KG290 press 2945##*7101#
LG KG800 press 2945##*7101#
LG KU250 press 2945##*250#
LG KU380 press 2945##*380#



After that will appear an secret menu, go to settings-security- SIM lock ,enter NCK and press OK.

For next models insert one SIM, not the original SIM:


LG KU311 press 815118##*#
LG KU800 press 82652##*#
LG L600v press 815118##*#
LG U8150 press 277634##*#
LG U8210 press 277634##*#
LG U8500 press 277634##*#
Enter NCK and press OK.

How to enter my Unlock Code on Mitsubishi?

Model: Trium Mars


- 1 - Switch ON your phone without SIM Card,
- 2 - Press * and without release compose : 787090 or 787292,
- 3 - The menu "Unlock Network" will appear,
- 4 - Select "YES" and enter the Unlock we send to you.

Model: Mitsubishi M341i


- 1 - Switch ON your phone with an Accepted SIM Card,
- 2 - Press * and without release compose : 787292,

- 3 - The menu "Unlock Network" will appear,
- 4 - Select "YES" and enter the Unlock we send to you.

Model: Mitsubishi M342i

- 1 - Switch ON your phone with an Accepted SIM Card,
- 2 - Press * and without release compose : 787090,
- 3 - The menu "Unlock Network" will appear,
- 4 - Select "YES" and enter the Unlock we send to you.

Model: All Mitsubishi

- 1 - Switch ON your phone without SIM Card,
- 2 - Press * and without release compose : 787292 or 78729,
- 3 - The menu "Unlock Network" will appear,
- 4 - Select "YES" and enter the Unlock we send to you.

How to enter my Unlock Code on Motorola?

Model: All Motorola

- 1 - Switch ON your phone with a not allowed SIM Card,
- 2 - Phone show "Enter Special Code",
- 3 - You can now enter the Unlock Code we send to you.

WARNING: if theses messages appear :

- "Contact Service Provider"
- or "Tamper Alter"
- or "Wait before enter special Code"
- or "Contact Service"

It's because you or somebody all ready enter too many wrong codes, you just have to let phone ON on theses errors messages and after 40 min to 2 hours maximum the message "Enter Code Special" will appear again !

Model: Motorola A1000 and other A models

- 1 - Click on the icon Phone
- 2 - Enter the following keys: ** 057 *
- 3 - Mobile displays "locking enter personalization"
- 4 - Enter the unlock code
- 5 - Click Ok

Model: Motorola L6i & L7i (not L6 and L7 without "i")

- 1 - Press and hold "*" key by dialing code 787090
- 2 - The mobile displays: "Menu. Network"
- 3 - Choose 'yes' and then press OK
- 4 - The mobile ask you for code
- 5 - Enter the code for unlocking.

How to enter my Unlock Code on NEC?

Model: NEC N342i

- 1 - Switch ON your phone without SIM Card,
- 2 - Compose : **00012*CODE#.

Model: All others NEC

- 1 - Switch ON your phone without SIM Card,
- 2 - Compose : #7320*CODE#.

Model: old NEC

- 1 - Switch ON your phone without SIM Card,
- 2 - Compose : #3210*CODE# and press Call Button.

How to enter my Unlock Code on Nokia?

Firstly switch on the phone without a SIM card inside.

1. Press the # button on the keypad 1 time to display #
2. Press the star (*) button on the keypad 3 times quickly to display p
3. Press the star (*) button on the keypad 4 times quickly to display w
4. Press the star (*) button on the keypad 2 times quickly to display +
5. Now types in the 15 digit unlock code
6. Now press the star (*) button on the keypad 2 times quickly to display +
7. Press number 1 on the keypad 1 time
8. Press the # button on the keypad 1 time
9. Now the phone will display "**SIM Restriction Off**" and reboot
10. Once phone has fully rebooted and again displays "**Insert SIM**" phone is unlocked!

Please Note: In some Nokia handsets it is required for you to have a working SIM inside the phone to enter the unlock code. If this is the case simply place a SIM card into the phone, turn it on and follow steps 1-10 again.

Please note: Nokia phones will only allow you to enter either 3 or 5 wrong unlock codes depending on the particular model, if you have entered too many 'wrong' unlock codes you will block the phone, in this case you will need to have your phone unlocked manually by a professional. Your phone will display 'Not Allowed' if there has been too many unlock codes entered.

How to enter my Unlock Code on Panasonic?

Model: Panasonic GD67/68 & GD87/88 & x70 & P341i

- 1 - Switch ON your phone without SIM Card,
- 2 - Compose : 746 and press 2 times the button "OK",
- 3 - A new menu will appear, select "NCK",
- 4 - You can now enter the Unlock Code we send to you.

Model: Panasonic G60

- 1 - Switch ON your Phone with a not allowed Accepted SIM Card
- 2 - Enter your PIN Code and Confirm
- 3 - Press a second time on OK button
- 4 - The phone now ask for Unlock Code !

Model: Panasonic GD50 & GD55

- 1 - Switch ON your phone without SIM Card,
- 2 - Compose : **00012*CODE#.


Model: Panasonic X60 & X400

- 1 - Switch ON your phone with an Accepted SIM Card,
- 2 - Compose : 52824**,
- 3 - A new menu will appear, select "NCK",
- 4 - You can now enter the Unlock Code we send to you.

or

- 1 - Switch ON your phone with an Accepted SIM Card,
- 2 - Compose : 52824**,
- 3 - Compose : 746 and press 2 times the button "OK",
- 4 - A new menu will appear, select "NCK",
- 5 - You can now enter the Unlock Code we send to you.

Model: Panasonic X100

- 1 - Switch ON your phone with an Accepted SIM Card,
- 2 - Compose : #*  7465625*638*CODE#

How to enter my Unlock Code on Philips?

Model: All Philips

- 1 - Switch ON your phone with a not Accepted SIM Card,
- 2 - Phone ask for "Enter NCK",
- 3 - You can now enter the Unlock Code we send to you.

How to enter my unlock code on smart phones?

To enter unlock codes for all Windows Mobile based smart phones (Tmobile Dash, Cingular 8125, 3125, etc.) do the following:

- 1- Insert any disallowed SIM card, IE a SIM card from any provider/carrier besides the one the phone is locked too.
- 2- When prompted to enter unlock/network code, enter the unlock code provided and press ok.
- 3- Your phone is now unlocked.

How to enter my Unlock Code on Sagem?

Model: Sagem My-S7

- 1 - Switch ON your phone without SIM Card,
- 2 - Compose : *##CODE# and press "Call" button.


Model: All Sagem

- 1 - Switch ON your phone with a not Allowed SIM Card,
- 2 - Phone will show "SIM VERROU"
- 3 - You can now enter the Unlock Code we send to you.

WARNING: if your mobile show "CODE POSTE" it's because you have a Security Code, can be 0000 or 1234 but we can't calculate this code with your IMEI because it's not code from Phone but code from the User of the Phone !

How to enter my Unlock Code on Samsung?

Model: Samsung Z105 & Z107

- 1 - Switch ON your phone with a not Accepted SIM Card,
- 2 - Compose : #  7465625*638*CODE#

Model: All others Samsung

- 1 - Switch ON your phone with a not Accepted SIM Card,
- 2 - Phone will ask for "Password",
- 3 - You can now enter the Unlock Code we send to you.

OR (if phone show "Insert Correct SIM Card")

- 1 - Switch ON your phone with a not Accepted SIM Card,
- 2 - Compose : #0111*CODE#

How to enter my Unlock Code on Sanyo?

Model: All Sanyo

- 1 - Switch ON your phone with a not Allowed SIM Card,
- 2 - Enter the Unlock Code we send to you.

How to enter my Unlock Code on Sendo?

Model: All Sendo

- 1 - Switch ON your phone with a not allowed SIM Card,
- 2 - Message "Enter NCK" will appear,
- 3 - You can now enter the Unlock Code we send to you.

How to enter my Unlock Code on Sharp?

Model: All Sharp

- 01 - From front screen type *01763*6371#
- 02 - The handset will reset back to the main screen
- 03 - Press M button.
- 04 - Scroll to Settings and press SELECT.
- 05 - Scroll to Security and press SELECT.
- 06 - Scroll to MEP locks and press SELECT.
- 07 - Enter your Handset Code (the default code is 0000) and press OK.
- 08 - Scroll to Network and press SELECT.
- 09 - Scroll to Deactivate and press SELECT.
- 10 - Enter Unlock Code we send to you and press OK.
- 11 - Handset should then display DONE and be unlocked.

How to enter my Unlock Code on Siemens?

Model: All Siemens

- 1 - Switch ON your phone with a not Allowed SIM Card,
- 2 - Compose : *#0000*CODE#

or

- 1 - Switch ON your phone with a not Allowed SIM Card,
- 2 - Compose : *#0001*CODE#

How to enter my Unlock Code on Sony?

Model: All Sony


- 1 - Switch ON your phone without SIM Card,
- 2 - Compose : *#7465625*12*CODE#.

How to enter my Unlock Code on Toshiba?

Model: All Toshiba

- 1 - Switch ON your phone with a not Accepted SIM Card,
- 2 - Enter the Unlock Code we send to you.

OR

1. Insert Non Vodafone SIM into the handset and power on.
2. The display will show Enter Network Unlock Code.
3. Enter **00012* then 47369761 followed by #, then press the centre menu key.
4. The display will now show done.
5. Switch the phone off and on. The phone will now be unlocked

TS803:

1. Insert Non Vodafone SIM into the handset and power on.
2. The display will show SIM Error. This SIM card cannot be used
3. Press the centre menu key for 3-4 seconds. The display will show Enter Code
4. Enter unlock code
5. The handset will then reboot itself. Once completed, the handset will be unlocked

How to enter my Unlock Code on Treo?

Model : Treo 180 & 270

- 1 - Switch ON your phone without SIM Card,
- 2 - Compose : ***##CODE#**

Model : Treo 600



- 1 - Switch ON your phone with Allowed SIM Card,
- 2 - Go to Menu and select "Phone Tool" or "Phone Application"
- 3 - Type on Virtual Keyboard ***##CODE#**
- 4 - Select with PEN "Number" and phone will show that's unlocked now !

or


- 1 - Switch ON your phone with a not Allowed SIM Card,
- 2 - Enter the Unlock Code we send to you.

How to enter my Unlock Code on Trium?

Model: Trium Mars

- 1 - Switch ON your phone without SIM Card,
- 2 - Press * and without release compose : 787090 or 787292,
- 3 - The menu "Unlock Network" will appear,
- 4 - Select "YES" and enter the Unlock we send to you.

Model: Mitsubishi M341i

- 1 - Switch ON your phone with an Accepted SIM Card,
- 2 - Press * and without release compose : 787292,
- 3 - The menu "Unlock Network" will appear,
- 4 - Select "YES" and enter the Unlock we send to you.

Model: Mitsubishi M342i

- 1 - Switch ON your phone with an Accepted SIM Card,
- 2 - Press * and without release compose : *787090,
- 3 - The menu "Unlock Network" will appear,
- 4 - Select "YES" and enter the Unlock we send to you.

Model: All Mitsubishi

- 1 - Switch ON your phone without SIM Card,
- 2 - Press * and without release compose : *787292 or 78729,
- 3 - The menu "Unlock Network" will appear,
- 4 - Select "YES" and enter the Unlock we send to you.

How to enter my Unlock Code on Sony Ericsson?

Model: All Sony Ericsson

- 1 - Switch ON your phone without SIM Card,
- 2 - Press 1 time the left arrow,
- 3 - Press 2 times the button * ,
- 4 - Press 1 time the left arrow,
- 5 - The message "Personalize with MNC2" will appear,
- 6 - You can now enter the Unlock Code we send to you.

If your phone have a "JOGDIAL" (e.g.: Sony Ericsson K700i) you must press "down arrow" instead of "left arrow" for step 2 & 3. We mean by "Down Arrow" to direct the Jog dial down!

How to enter my Unlock Code on Vitel?

Model: All Vitel

- 1 - Switch ON your phone with a not allowed SIM Card,
- 2 - Enter the Unlock Code we send to you.

Model: TSM7

- 1 - Switch ON your phone without SIM Card,
- 2 - Enter the Code ##**9987,
- 3 - The phone now ask for Unlock Code.

How to enter my Unlock Code on VK Mobile?

Model: VK530

- 1 - Switch the handset ON without SIM Card - screen will display Insert Card.
- 2 - Compose : *#83*737# (press and hold # for 1 sec) - this will give access to the personalization menu
- 3 - Select Disable Personalization
- 4 - Type Unlock Code we send to you and press the ok button
- 5 - Handset should now be unlocked

How to enter my Unlock Code on Wonu?

Model: All Wonu

- 1 - Switch ON your phone with a not Allowed SIM Card,
- 2 - Enter the Unlock Code we send to you.

How to enter my Unlock Code on SPV?

Model: All SPV

- 1 - Switch ON mobile with a not Allowed SIM Card,
- 2 - Enter Unlock Code we send to you.

Model: SPV C500

- 1 - Switch ON mobile with a not Allowed SIM Card,
- 2 - The message "PUK2" appear,
- 3 - Enter the Unlock Code we send to you.
- 4 - Phone ASK for New Code PIN enter : 0000
- 5 - Confirm and compose : 0000**
- 6 - Click "Finish" and phone will show "Network is locked..."
- 7 - Enter the Unlock Code we send to you and click "Finish"
- 8 - Restart the Mobile who is Unlocked !

How to enter my Unlock Code on cingular Blackjack?

Insert disallowed SIM card (a SIM card that the phone does not usually accept) and enter unlock codes when prompted

NOTE: If you are unable to connect to service provider or unable to make out going calls or receive messages, this has nothing to do with your phone being locked or not, you need to force the Blackjack to change to GSM mode, this can be done as follows:

Power on your Phone

1. Enter *#1546792*#
2. Select Option 3 Network & Call Settings
3. Select option 5 Network Mode
4. Select GSM